



# TravelTrio-Shopping Cart Cover™ Instruction Sheet

1. Hold product up by end (Infantino logo should be upside-down facing you).
2. Place front elastic end completely around shopping cart handle. (Figure 1)
3. Flatten seat down. Align leg holes to those on shopping cart. (Figure 2)
4. Take remaining elastic end and stretch outward, over, and around cart seat.
5. Secure flaps around right side bar of cart, bringing both ends of hook and loop together to secure. Repeat on left side. (Figure 3)
6. Fold remaining flap back towards you to secure belt.

## Secure Belt:

1. Locate belts and feed through the backrest bars of cart seat. Note: If single child, remove second belt completely.
2. Loop strap out, and across 8"-10" and feed back through bars. (Figure 4) Belts can be removed and replaced 3 different ways: middle (for single child), left and right for two children.
3. Feed through corresponding slots on cart seat cover: middle slots (for single child), left and/or right slots for two children.
4. Pull both buckle ends.
5. To adjust belt size:
  - a. Locate clip on belt behind cart seat.
  - b. Let more belt out from the doubled-up side and pull through. Reverse to decrease size.
7. Place child in cushioned shopping cart seat, bring belt around either side of child and clasp in front. Belt should be fit snugly around child's waist. (Figure 5)

## For use on restaurant highchairs:

1. Place cover on restaurant highchair in the same direction as indicated for shopping carts above.
2. Secure strap through, and around bars on restaurant highchair.
3. Align leg holes to those on restaurant highchair.
4. Flatten seat. Place child in cushioned seat of restaurant highchair and secure (see #7 above).

## WARNINGS:

POSSIBLE ENTANGLEMENT OR STRANGULATION INJURY WHEN ATTACHED TO CRIB OR PLAYPEN. DO NOT ATTACH TO CRIB, PLAYPEN OR CAR SEAT. INTENDED FOR USE IN SHOPPING CARTS AND RESTAURANT HIGHCHAIRS ONLY WHEN CHILD CAN SIT UPRIGHT WITHOUT ASSISTANCE. ADULT ASSEMBLY REQUIRED.

Never leave a child unattended in a shopping cart or restaurant highchair for any amount of time. TravelTrio-Shopping Cart Cover™ is not intended to prevent children from standing up in or climbing/falling out of a shopping cart, and there is no expressed or implied guarantee that the use of this product will reduce or eliminate the potential for injury. TravelTrio-Shopping Cart Cover™ is intended only to entertain and keep a child clean in a shopping cart or restaurant highchair. Use supplied restraining device in cart at all times by looping through cart so it is secure.

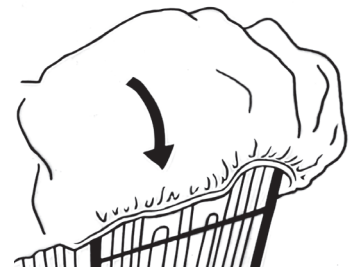


Figure 1

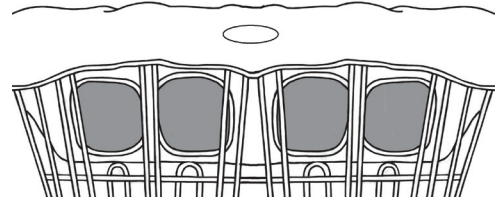


Figure 2



Figure 3




Figure 4



Figure 5